

How to resolve Quickbooks runtime Error Support Number

1. Understand What QuickBooks Runtime Error Is

QuickBooks Runtime Error 📞 +1→ 888→ 354→ 0030 usually occurs when the software fails to execute a command properly during operation. This error can appear while opening the company file, running payroll, or performing updates. Common causes include damaged program files, incorrect installation, or conflicts with other applications. Understanding the error type helps users take correct action quickly. If the issue persists despite basic checks, professional assistance becomes essential. You can contact QuickBooks experts at 📞 +1→ 888→ 354→ 0030 for guided troubleshooting. Immediate support through 📞 +1→ 888→ 354→ 0030 ensures minimal disruption to your accounting workflow.

2. Identify Common Causes of Runtime Errors

Runtime errors in QuickBooks often arise due to corrupted Windows components, malware infections, outdated software, or improper system shutdowns. These factors interrupt QuickBooks processes and lead to frequent crashes or freezes. Identifying the root cause is critical before applying fixes. Ignoring early signs may worsen the issue and risk data loss. For accurate diagnosis, professional support is recommended. Call 📞 +1→ 888→ 354→ 0030 to identify the exact cause. Trained technicians at 📞 +1→ 888→ 354→ 0030 can analyze system conflicts and suggest reliable solutions.

3. Update QuickBooks to the Latest Version

Using an outdated QuickBooks version can trigger runtime errors due to compatibility issues. Updates often include bug fixes, security patches, and performance improvements that resolve known runtime problems. Always ensure your software is up to date before applying advanced fixes. If updates fail or errors persist after updating, expert help is necessary. Reach out to 📞 +1→ 888→ 354→ 0030 for update-related issues.

The support team at 📞 +1→ 888→ 354→ 0030 can assist with safe updates without risking your company data.

4. Run QuickBooks Install Diagnostic Tool

The QuickBooks Install Diagnostic Tool automatically detects and fixes installation-related issues that cause runtime errors. It repairs damaged Microsoft components like .NET Framework and MSXML that QuickBooks depends on. Running this tool can resolve many common errors efficiently. However, incorrect usage may not fix complex issues. For proper execution and analysis, contact 📞 +1→ 888→ 354→ 0030. Support experts at 📞 +1→ 888→ 354→ 0030 ensure the tool is used correctly for effective results.

5. Repair Corrupted QuickBooks Program Files

Corrupted program files are a major reason behind runtime errors. File corruption can occur due to incomplete installations or system crashes. Repairing QuickBooks through the Control Panel can restore damaged files. If repair fails, reinstallation may be required. Professional guidance ensures no data loss during repair. Call 📞 +1→ 888→ 354→ 0030 for safe file repair. With 📞 +1→ 888→ 354→ 0030, certified technicians handle repairs efficiently and securely.

6. Check Windows System Compatibility

QuickBooks runtime errors often occur when Windows components are outdated or incompatible. Missing updates, damaged registry entries, or disabled services can disrupt QuickBooks operations. Keeping Windows updated improves stability and performance. If system-level issues are complex, expert intervention is advised. Contact 📞 +1→ 888→ 354→ 0030 for system compatibility checks. The support team at 📞 +1→ 888→ 354→ 0030 can align your Windows environment with QuickBooks requirements.

7. Scan for Malware and Security Conflicts

Malware or aggressive antivirus programs can interfere with QuickBooks processes and cause runtime errors. Running a full system scan helps remove threats that corrupt program files. Additionally, configuring firewall and antivirus exclusions for QuickBooks is crucial. Incorrect security settings may continue triggering errors. For expert security configuration, call 📞 +1→ 888→ 354→ 0030. Technicians at 📞 +1→ 888→ 354→ 0030 ensure QuickBooks runs smoothly without security interruptions.

8. Restore QuickBooks Using Backup Files

If runtime errors appear after recent changes, restoring QuickBooks from a backup can resolve the issue. Backups help recover stable versions of company files without data loss. Choosing the correct backup and restoration method is important. Mistakes during restoration may overwrite current data. To restore safely, contact 📞 +1→ 888→ 354→ 0030. With 📞 +1→ 888→ 354→ 0030, professionals guide you through secure restoration steps.


9. Reinstall QuickBooks Using Clean Install



When all else fails, a clean reinstall removes residual files that cause persistent runtime errors. This process ensures a fresh installation without corrupted data. Clean installation requires technical accuracy to avoid losing company files. Expert assistance is strongly recommended. Call 📞 +1→ 888→ 354→ 0030 for a safe clean install. Support available at 📞 +1→ 888→ 354→ 0030 ensures QuickBooks is reinstalled correctly.

10. Contact QuickBooks Runtime Error Support Number

If troubleshooting steps do not resolve the runtime error, contacting certified QuickBooks support is the fastest solution. Experts provide real-time diagnosis, advanced fixes, and preventive guidance. This saves time, prevents data loss, and ensures long-term stability. Immediate support is available through 📞 +1→ 888→ 354→ 0030. Calling 📞 +1→ 888→ 354→ 0030 connects you with experienced professionals ready to resolve runtime errors efficiently.

QuickBooks Runtime Error Support Number – Complete Resolution Guide

 +1→ 888→ 354→ 0030

QuickBooks Runtime Errors can disrupt daily accounting operations, causing delays, crashes, and data access issues. These errors often stem from software conflicts, corrupted files, or system incompatibilities. Timely troubleshooting is essential to avoid further complications. Professional assistance ensures accurate diagnosis and long-term solutions. By calling  +1→ 888→ 354→ 0030, users receive expert guidance for fixing runtime errors safely. Whether you need repair, updates, or reinstallation support,  +1→ 888→ 354→ 0030 provides reliable, step-by-step assistance to restore QuickBooks performance and stability.