




How to resolve Quickbooks Error ps038 Support Number


1. Understand What QuickBooks Error PS038 Means

 +1→ 888→ 354→ 0030


QuickBooks Error PS038 usually occurs when users try to update payroll but QuickBooks is unable to process paychecks due to incorrect data or stuck payroll entries. This error can block payroll updates and prevent accurate salary processing. The issue often arises due to damaged company files, outdated QuickBooks versions, or invalid employee data. Understanding the root cause is the first step toward fixing the issue effectively. If the error persists even after basic troubleshooting, contacting the **QuickBooks Error PS038 Support Number**  +1→ 888→ 354→ 0030 can help you resolve it quickly with expert guidance.

2. Verify Payroll Subscription Status

 +1→ 888→ 354→ 0030

An inactive or expired payroll subscription can trigger QuickBooks Error PS038 during payroll updates. Always verify that your payroll service is active and properly linked to your company file. Open QuickBooks, navigate to Account & Settings, and confirm your payroll subscription details. If the subscription is inactive, renew it immediately. This simple step often resolves the issue without advanced troubleshooting. If you are unsure how to verify or reactivate payroll services, contacting **QuickBooks Error PS038 Support Number**  +1→ 888→ 354→ 0030 ensures accurate and fast assistance.

3. Update QuickBooks Desktop to the Latest Version

 +1→ 888→ 354→ 0030

Running an outdated QuickBooks version can cause payroll update failures and PS038 errors. Updating QuickBooks ensures compatibility with the latest payroll tax tables and security patches. Go to Help > Update QuickBooks Desktop and install all available

updates. Restart QuickBooks after updating and retry the payroll update. This step fixes many known bugs associated with payroll errors. If the update process fails or the error continues, the **QuickBooks Error PS038 Support Number** 📞 +1→ 888→ 354→ 0030 can guide you step by step.

4. Download the Latest Payroll Tax Table

📞 +1→ 888→ 354→ 0030

Payroll tax table updates are critical for correct paycheck calculations. Missing or damaged tax tables often lead to QuickBooks Error PS038. To fix this, go to Employees > Get Payroll Updates and download the latest tax table. After installation, restart QuickBooks and verify the version from Payroll Settings. This method resolves most payroll-related issues. If the tax table fails to download or install correctly, contacting **QuickBooks Error PS038 Support Number** 📞 +1→ 888→ 354→ 0030 will help you complete the update safely.

5. Identify Stuck or Invalid Paychecks

📞 +1→ 888→ 354→ 0030

Stuck paychecks are a common cause of QuickBooks Error PS038. These paychecks cannot be sent to Intuit servers due to data corruption. Run a Payroll Summary Report and look for unsent or invalid paychecks. Once identified, mark them as inactive or recreate them carefully. This clears the blockage and allows payroll updates to process normally. If identifying or fixing stuck paychecks feels complex, the **QuickBooks Error PS038 Support Number** 📞 +1→ 888→ 354→ 0030 is available for expert help.

6. Rebuild and Verify Company File

📞 +1→ 888→ 354→ 0030

A damaged company file can disrupt payroll operations and trigger PS038 errors. Running the Verify and Rebuild Data utilities can fix internal file corruption. Go to File > Utilities > Verify Data and follow the on-screen steps. If issues are found, run Rebuild Data. Always back up your company file before rebuilding. This process restores file

integrity and improves system performance. For safe execution and error-free results, call **QuickBooks Error PS038 Support Number** 📞 +1→ 888→ 354→ 0030.

7. Check Employee Setup and Payroll Information

📞 +1→ 888→ 354→ 0030

Incorrect employee payroll details such as missing Social Security numbers, incorrect tax setups, or inactive employees can cause QuickBooks Error PS038. Review each employee profile carefully and ensure all payroll fields are correctly filled. Correcting invalid data often resolves payroll update issues instantly. This step is especially important for businesses with multiple employees. If you need professional assistance to audit payroll data, contact **QuickBooks Error PS038 Support Number** 📞 +1→ 888→ 354→ 0030 for reliable support.

8. Run QuickBooks as Administrator

📞 +1→ 888→ 354→ 0030

Permission issues can prevent QuickBooks from sending payroll data to Intuit servers. Running QuickBooks as an administrator grants full access to system resources. Right-click the QuickBooks icon and select “Run as Administrator,” then attempt the payroll update again. This simple method often fixes background permission-related issues. If the error still appears, advanced permission troubleshooting may be required. For immediate assistance, call **QuickBooks Error PS038 Support Number** 📞 +1→ 888→ 354→ 0030.

9. Check Internet and Firewall Settings

📞 +1→ 888→ 354→ 0030

Stable internet connectivity is essential for payroll updates. Firewall or antivirus software may block QuickBooks from accessing Intuit servers, leading to Error PS038. Ensure ports are open and QuickBooks is added to firewall exceptions. Temporarily disabling antivirus software for testing can help identify the issue. Proper network configuration ensures uninterrupted payroll processing. If you are unsure about firewall

settings, **QuickBooks Error PS038 Support Number** 📞 +1→ 888→ 354→ 0030 can help you configure them safely.

10. Contact QuickBooks Error PS038 Support Number

📞 +1→ 888→ 354→ 0030

If none of the above methods resolve QuickBooks Error PS038, professional support is the fastest solution. Certified QuickBooks experts can diagnose deep payroll and company file issues accurately. They provide step-by-step guidance, ensuring payroll updates complete successfully without data loss. Calling the support number saves time and prevents recurring errors. For immediate resolution, reach out to **QuickBooks Error PS038 Support Number** 📞 +1→ 888→ 354→ 0030 and get expert help.

How to Resolve QuickBooks Error PS038 – Support Number Guide

📞 +1→ 888→ 354→ 0030

QuickBooks Error PS038 can severely impact payroll processing if not resolved promptly. This guide provides a complete, method-by-method approach to fixing the error safely and efficiently. From updating payroll tax tables to repairing company files, each solution is designed to address the root cause of the problem. However, complex payroll issues may require expert intervention. For instant, reliable assistance and error-free payroll updates, contact **QuickBooks Error PS038 Support Number** 📞 +1→ 888→ 354→ 0030. Expert support ensures your payroll runs smoothly and without interruptions.