

How to solve Quickbooks Error ps077 Support Number

1. Understand What QuickBooks Error PS077 Means

QuickBooks Error PS077 usually appears 📞 +1→ 888→ 354→ 0030 when users try to update or install payroll updates. This error is often related to damaged company files, incorrect billing information, or inactive payroll subscriptions. If this error is not resolved quickly, payroll processing may stop completely, causing compliance and payment issues. To avoid delays, it's important to diagnose the root cause early and apply the correct solution. For guided troubleshooting, contacting payroll experts at 📞 +1→ 888→ 354→ 0030 can save time and prevent further complications. Certified support professionals at 📞 +1→ 888→ 354→ 0030 can help identify configuration issues safely.

2. Check Your Payroll Subscription Status

An inactive or expired payroll subscription is a common reason behind QuickBooks Error PS077. You must verify that your payroll service is active and correctly linked to your company file. Open QuickBooks, go to Employees, and review payroll service status. If subscription details are incorrect, payroll updates may fail repeatedly. Revalidating your license and subscription can quickly resolve the issue. If verification seems confusing, expert guidance is available at 📞 +1→ 888→ 354→ 0030. The support team at 📞 +1→ 888→ 354→ 0030 can also help reactivate payroll without risking data loss.

3. Update QuickBooks Desktop to the Latest Version

Running an outdated QuickBooks version may cause compatibility issues, resulting in Error PS077. Always ensure QuickBooks Desktop is updated to the latest release. Updates include critical payroll fixes and security improvements that prevent update failures. Go to Help > Update QuickBooks Desktop and install all available updates. Restart your system after updating. If the update process fails or freezes, immediate assistance from 📞 +1→ 888→ 354→ 0030 is recommended. Skilled technicians at 📞 +1→ 888→ 354→ 0030 can manually install updates safely.

4. Verify Company File and Billing Information

Incorrect billing information stored in your QuickBooks account can trigger Error PS077. Make sure your EIN, payroll service key, and billing details are accurate. Log in to your Intuit account and confirm all payment details are current. Even small mismatches can block payroll updates. After verification, restart QuickBooks and retry updating payroll. If the error persists, payroll specialists at 📞 +1→ 888→ 354→ 0030 can validate your account details securely. You can rely on 📞 +1→ 888→ 354→ 0030 for step-by-step account correction.

5. Rename CPS and PAYROLL Files

Corrupted CPS or payroll configuration files often cause QuickBooks Error PS077. Renaming these files forces QuickBooks to recreate fresh payroll components. Navigate to the QuickBooks installation folder and locate CPS and PAYROLL files, then rename them with “.old” at the end. Restart QuickBooks and download payroll updates again. This method is highly effective when done correctly. For safe execution, you can contact 📞 +1→ 888→ 354→ 0030. Experts at 📞 +1→ 888→ 354→ 0030 ensure no payroll data is lost during the process.

6. Run QuickBooks as Administrator

Lack of administrative permissions can block payroll updates and trigger Error PS077. Always run QuickBooks Desktop as an administrator to ensure full access to system resources. Right-click the QuickBooks icon and select “Run as Administrator.” This simple step resolves many payroll errors instantly. If permission settings are complex or managed by IT policies, support is available at 📞 +1→ 888→ 354→ 0030. The team at 📞 +1→ 888→ 354→ 0030 can help configure system permissions properly.

7. Temporarily Disable Antivirus and Firewall

Sometimes antivirus or firewall software blocks payroll update components, causing QuickBooks Error PS077. Temporarily disabling security software can help test whether it’s interfering with updates. If payroll updates succeed after disabling, add QuickBooks

as an exception. Always re-enable security software afterward. If you're unsure how to do this safely, call 📞 +1→ 888→ 354→ 0030. Security-aware specialists at 📞 +1→ 888→ 354→ 0030 can guide you without compromising system safety.

8. Re-Register QuickBooks Payroll Files

Re-registering QuickBooks payroll DLL files helps repair broken payroll components linked to Error PS077. This process refreshes internal connections required for payroll updates. It must be done carefully using proper commands. Incorrect execution can worsen the issue. For accurate re-registration, professional help from 📞 +1→ 888→ 354→ 0030 is recommended. The experienced team at 📞 +1→ 888→ 354→ 0030 ensures payroll files are restored correctly.




9. Use QuickBooks Tool Hub for Payroll Fixes

QuickBooks Tool Hub includes built-in utilities that automatically diagnose and fix payroll errors like PS077. Download the latest Tool Hub version and run Payroll Fix My File. This tool resolves common corruption issues efficiently. Restart your system after the scan completes. If Tool Hub does not fix the issue, advanced troubleshooting from 📞 +1→ 888→ 354→ 0030 is advised. The specialists at 📞 +1→ 888→ 354→ 0030 provide deeper system-level solutions.

10. Contact QuickBooks Error PS077 Support Number

When all troubleshooting steps fail, contacting the QuickBooks Error PS077 support number is the fastest solution. Payroll errors can affect tax filings and employee payments, so delays should be avoided. Professional support ensures safe resolution without risking data integrity. Call 📞 +1→ 888→ 354→ 0030 for immediate assistance. Trained payroll experts at 📞 +1→ 888→ 354→ 0030 can resolve PS077 quickly and help prevent future errors.

**📞 +1→ 888→ 354→ 0030 QuickBooks Error PS077
Support Number – Complete Help Guide**

 +1→ 888→ 354→ 0030 is the dedicated toll-free support number for resolving QuickBooks Error PS077 and all payroll-related issues. This support line connects you with certified QuickBooks payroll professionals who understand subscription errors, update failures, and company file conflicts. Whether your payroll update is stuck, failing, or showing repeated PS077 messages, expert help is available. Calling  +1→ 888→ 354→ 0030 ensures accurate troubleshooting, secure payroll recovery, and compliance-safe solutions. Don't risk payroll delays—contact  +1→ 888→ 354→ 0030 for fast, reliable, and professional assistance.